

GENERAL DESCRIPTION OF SCORING GUIDELINES FOR MATHEMATICS OPEN-ENDED QUESTIONS

4 – The response demonstrates a *thorough* understanding of the mathematical concepts and procedures required by the task.

The response provides correct answer(s) with clear and complete mathematical procedures shown and a correct explanation, as required by the task. Response may contain a minor “blemish” or omission in work or explanation that does not detract from demonstrating a *thorough* understanding.

3 – The response demonstrates a *general* understanding of the mathematical concepts and procedures required by the task.

The response and explanation (as required by the task) are mostly complete and correct. The response may have minor errors or omissions that do not detract from demonstrating a *general* understanding.

2 – The response demonstrates a *partial* understanding of the mathematical concepts and procedures required by the task.

The response is somewhat correct with *partial* understanding of the required mathematical concepts and/or procedures demonstrated and/or explained. The response may contain some work that is incomplete or unclear.

1 – The response demonstrates a *minimal* understanding of the mathematical concepts and procedures required by the task.

0 – The response has no correct answer and *insufficient* evidence to demonstrate any understanding of the mathematical concepts and procedures required by the task for that grade level.

Response may show only information copied from the question.

Special Categories within zero reported separately:

BLK (blank).....Blank, entirely erased, or written refusal to respond

OTOff task

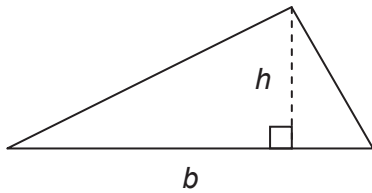
LOEResponse in a language other than English

ILIllegible

Formulas that you may need to work questions on this test are found below.
 You may refer back to this page at any time during the mathematics test.

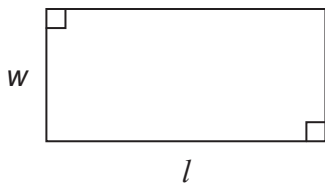
2015
 Grade 6

Triangle



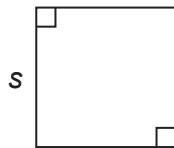
$$A = \frac{1}{2}bh$$

Rectangle



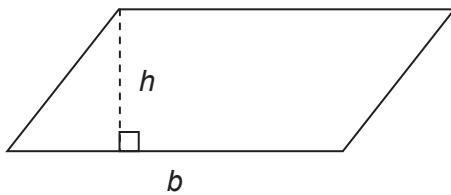
$$A = lw$$

Square



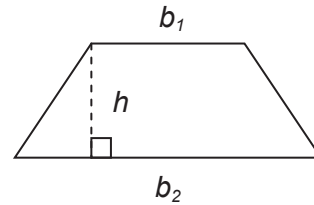
$$A = s^2$$

Parallelogram



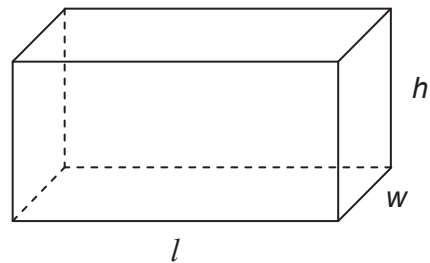
$$A = bh$$

Trapezoid



$$A = \frac{1}{2}h(b_1 + b_2)$$

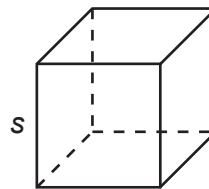
Rectangular Prism



$$V = lwh$$

$$SA = 2lw + 2lh + 2wh$$

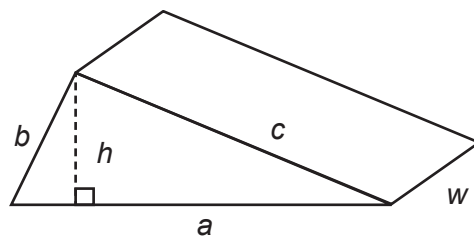
Cube



$$V = s \cdot s \cdot s$$

$$SA = 6s^2$$

Triangular Prism



$$SA = ah + aw + bw + cw$$