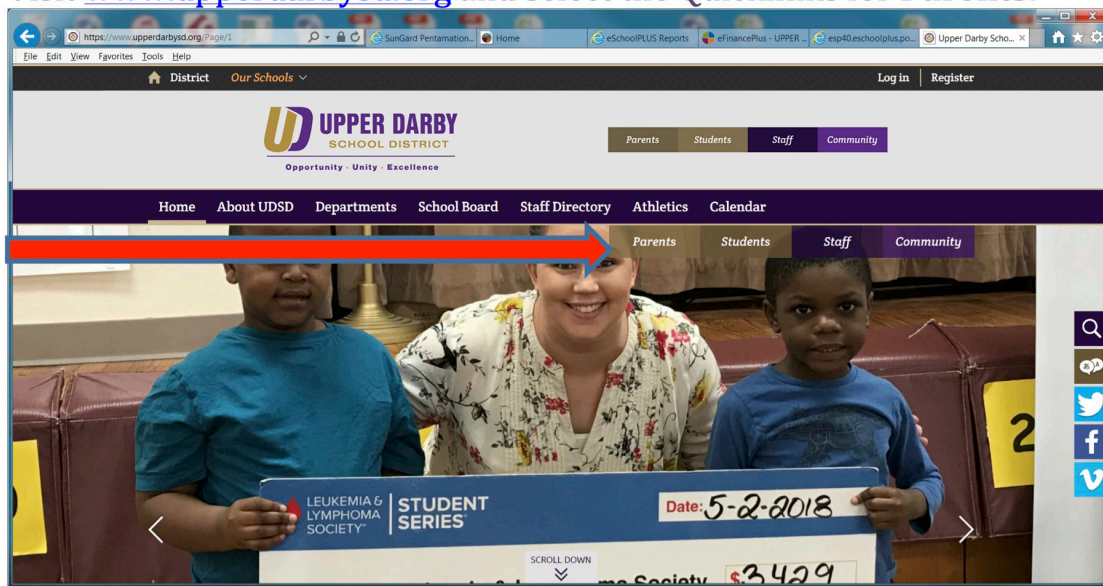


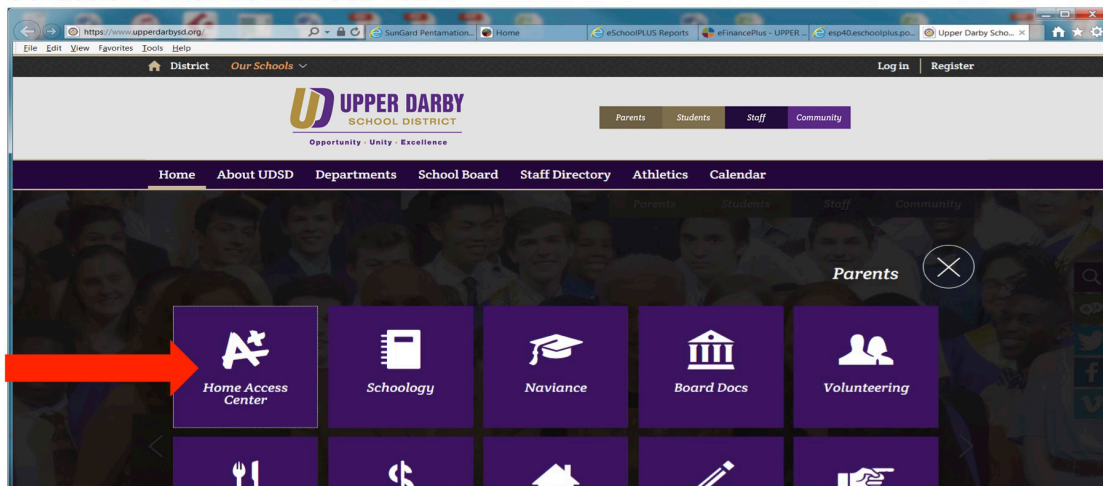
# Welcome to Upper Darby School District's Home Access Center!

Home Access Center is your portal to your student's education. Check and update contact information... See real time attendance and grades... check homeroom assignments and class schedules... all you need to do is log in to get started!

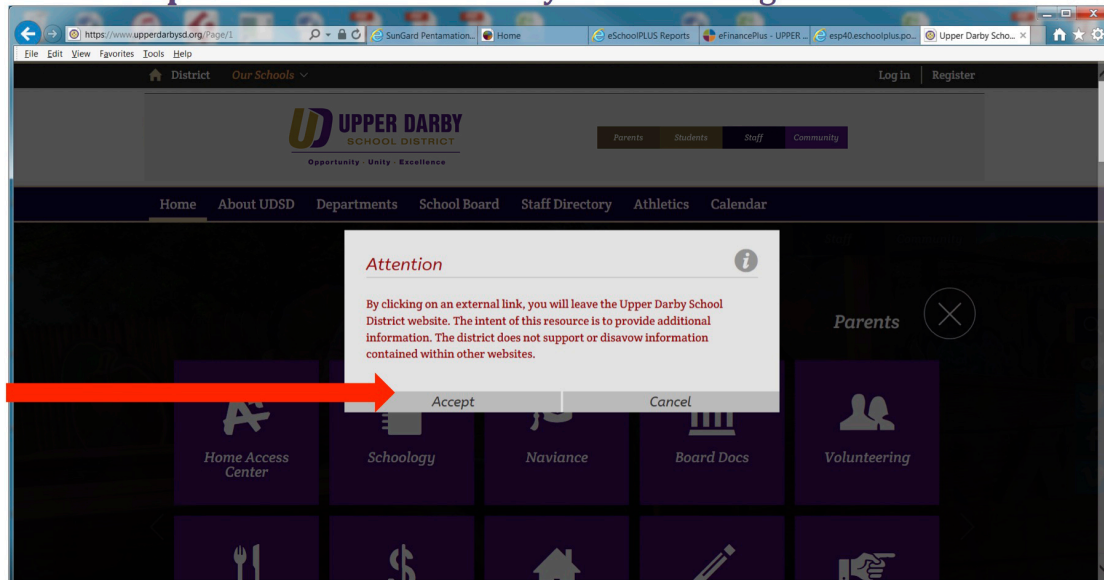
Visit [www.upperdarbysd.org](http://www.upperdarbysd.org) and select the Quicklinks for Parents:



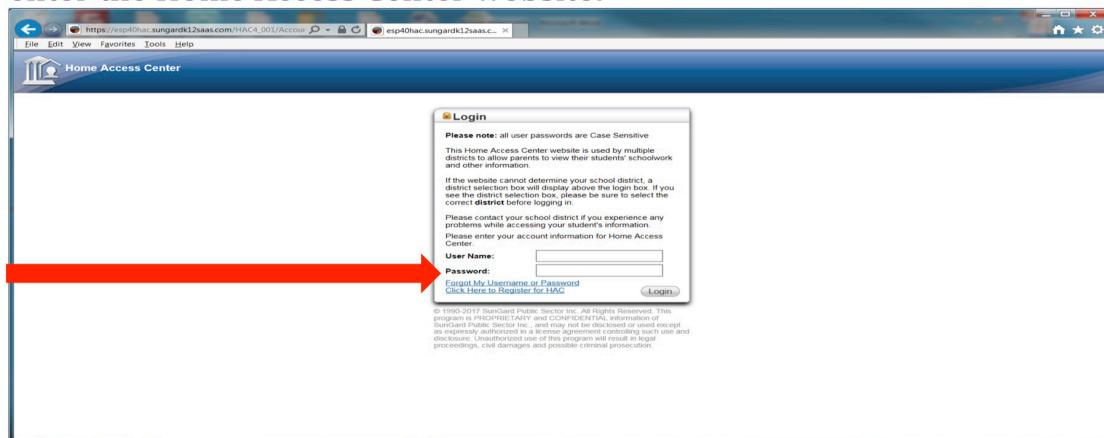
Select the Home Access Icon:



Click **Accept** to the disclaimer that you are leaving the UDSD website:



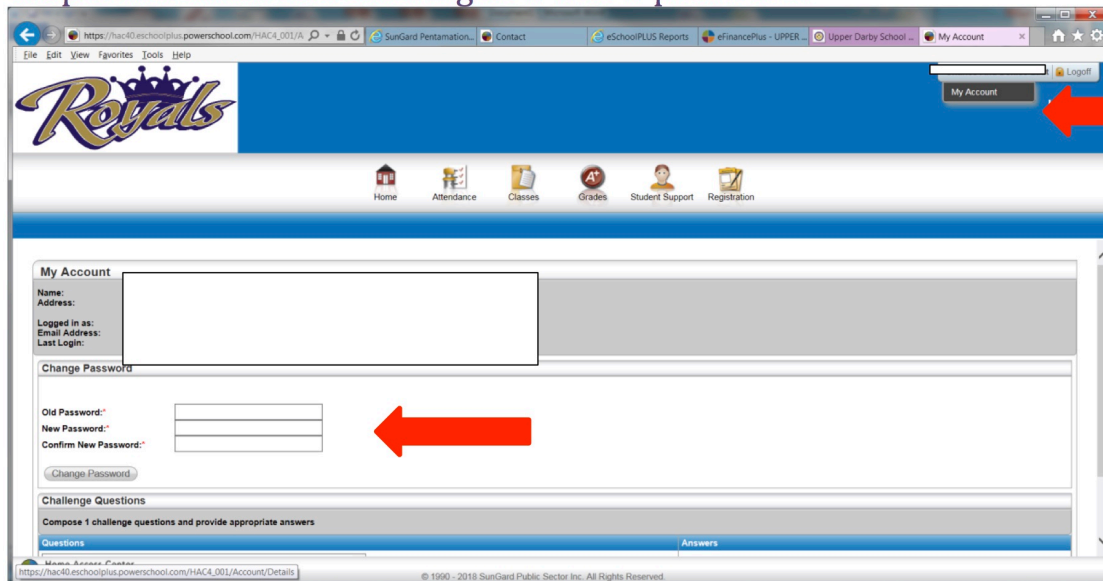
First time users must enter their district-generated log in information to enter the Home Access Center website:



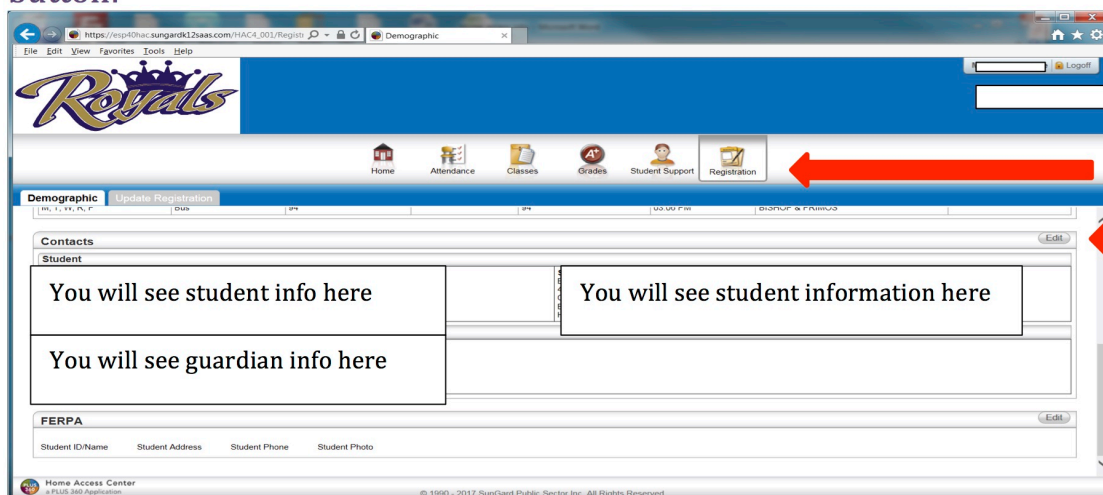
If you do not know your username and/or password for Home Access Center (HAC), you can do one of the following:

1. Click on Forgot my User Name or Password – this will generate an email to the district and someone will provide you with your log in information, usually within 24 hours.
2. Send an email directly to [parentportal@upperdarbysd.org](mailto:parentportal@upperdarbysd.org) requesting your log in credentials. Include your student's name or ID number, school, and grade.
3. Call your child's school and ask the main office to retrieve your log in credentials for you from our student information system (Eschool).

Once logged in, parents can change the password to something easier to remember by clicking on their name and selecting **My Account** from the drop down menu and entering new a new password:



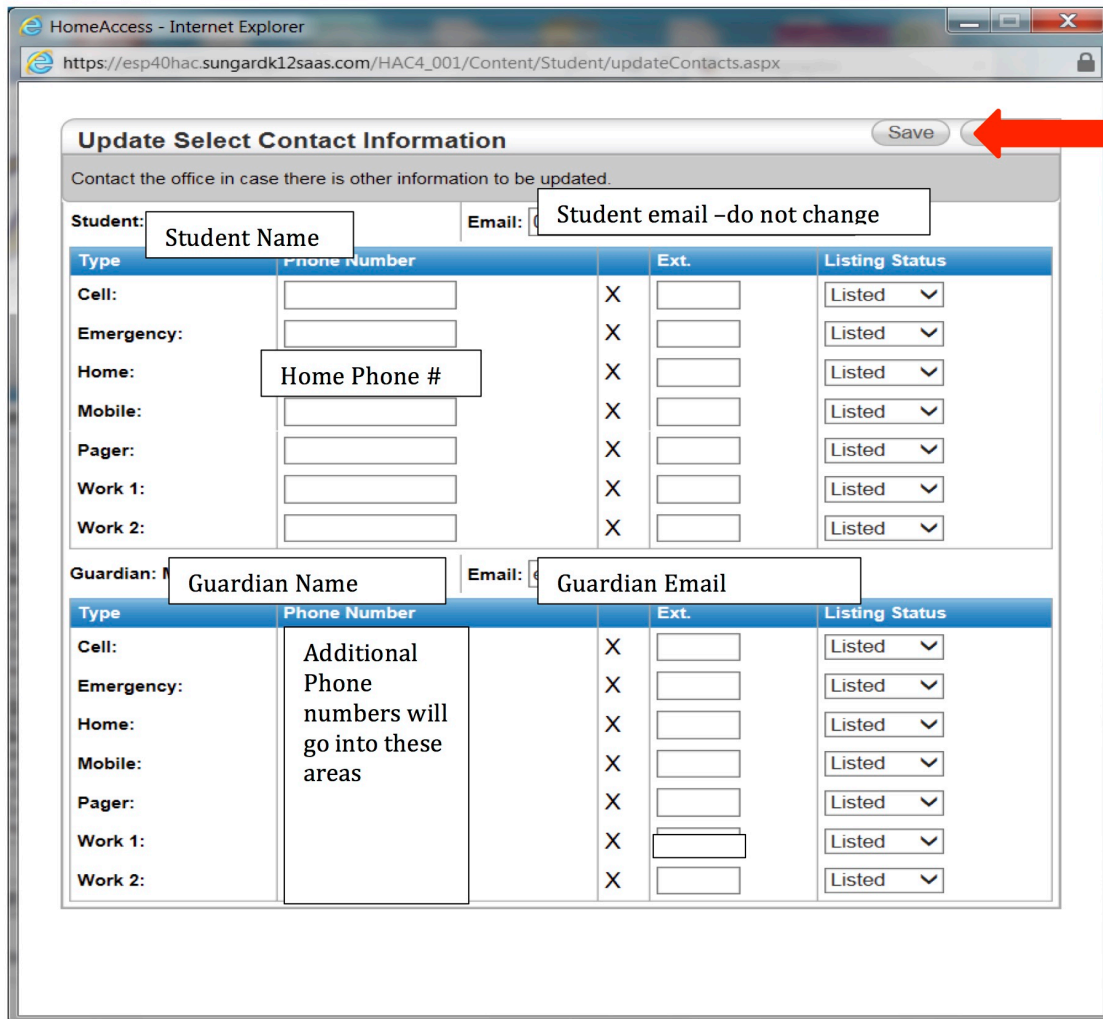
Once logged in, you will see your student's information on the Registration tab. You may edit the information by clicking on the **Edit** button:



*In addition to seeing demographic information, you can see your child's attendance (elementary and secondary), classes (elementary and secondary), and grades (secondary) by selecting the appropriate tabs on the tool bar.*



Contact information that may be changed includes phone numbers and email addresses. *Home Addresses must be changed through our Central Registration office and cannot be updated by parents in HAC.* **After making any changes, you must click SAVE on the top right corner of the screen:**



HomeAccess - Internet Explorer  
 https://esp40hac.sungardk12saas.com/HAC4\_001/Content/Student/updateContacts.aspx

**Update Select Contact Information** Save

Contact the office in case there is other information to be updated.

Student:  Email:

Type	Phone Number		Ext.	Listing Status
Cell:	<input type="text"/>	X	<input type="text"/>	Listed <input type="button" value="v"/>
Emergency:	<input type="text"/>	X	<input type="text"/>	Listed <input type="button" value="v"/>
Home:	<input type="text" value="Home Phone #"/>	X	<input type="text"/>	Listed <input type="button" value="v"/>
Mobile:	<input type="text"/>	X	<input type="text"/>	Listed <input type="button" value="v"/>
Pager:	<input type="text"/>	X	<input type="text"/>	Listed <input type="button" value="v"/>
Work 1:	<input type="text"/>	X	<input type="text"/>	Listed <input type="button" value="v"/>
Work 2:	<input type="text"/>	X	<input type="text"/>	Listed <input type="button" value="v"/>

Guardian:  Email:

Type	Phone Number		Ext.	Listing Status
Cell:	Additional Phone numbers will go into these areas	X	<input type="text"/>	Listed <input type="button" value="v"/>
Emergency:		X	<input type="text"/>	Listed <input type="button" value="v"/>
Home:		X	<input type="text"/>	Listed <input type="button" value="v"/>
Mobile:		X	<input type="text"/>	Listed <input type="button" value="v"/>
Pager:		X	<input type="text"/>	Listed <input type="button" value="v"/>
Work 1:		X	<input type="text"/>	Listed <input type="button" value="v"/>
Work 2:		X	<input type="text"/>	Listed <input type="button" value="v"/>

When finished, click the **Log Off** icon to exit Home Access Center:

