
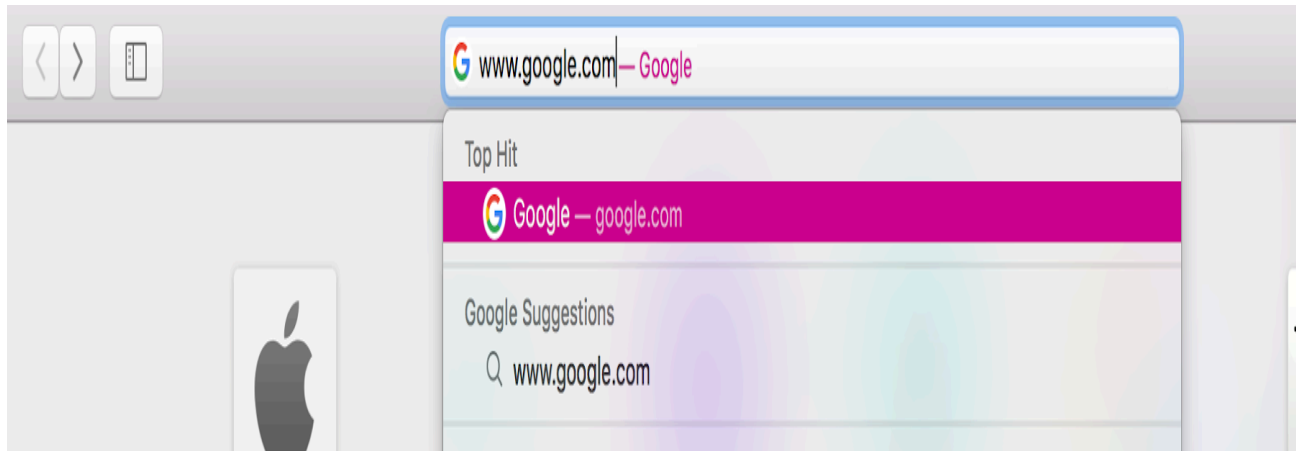


How To: Login to Google

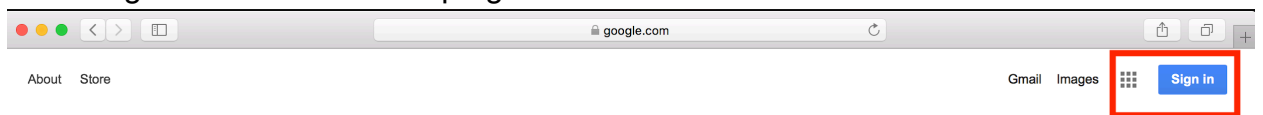


The following instructions pertain to logging in to Google

1. Open your internet browser (i.e Google Chrome, Firefox, Safari)
2. In the website address bar, enter www.google.com



3. Click "Sign In" located in the top right corner

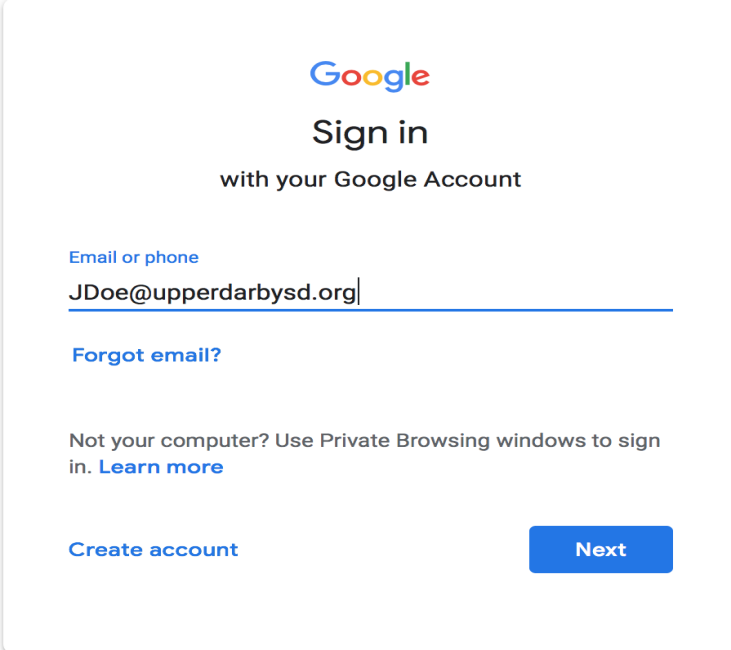


Google

Google Search

I'm Feeling Lucky

4. Enter your Upperdarbysd.org email address



Google

Sign in
with your Google Account

Email or phone
JDoe@upperdarbysd.org

Forgot email?

Not your computer? Use Private Browsing windows to sign in. [Learn more](#)

[Create account](#) [Next](#)

5. Click "Next"
6. Enter the password for your Upperdarbysd.org email address
7. Click "Next"
 - a. This should return you to WWW.Google.Com